



Monthly Report on Tourism in Buenos Aires City

AUGUST I 2018

BUENOS AIRES CITY TOURIST BOARD

President

Gonzalo Robredo

Director of Market Intelligence and Observatory

Federico Esper

Head of Market Intelligence and Big Data

Matías Belacín

Analysis, content and data mining

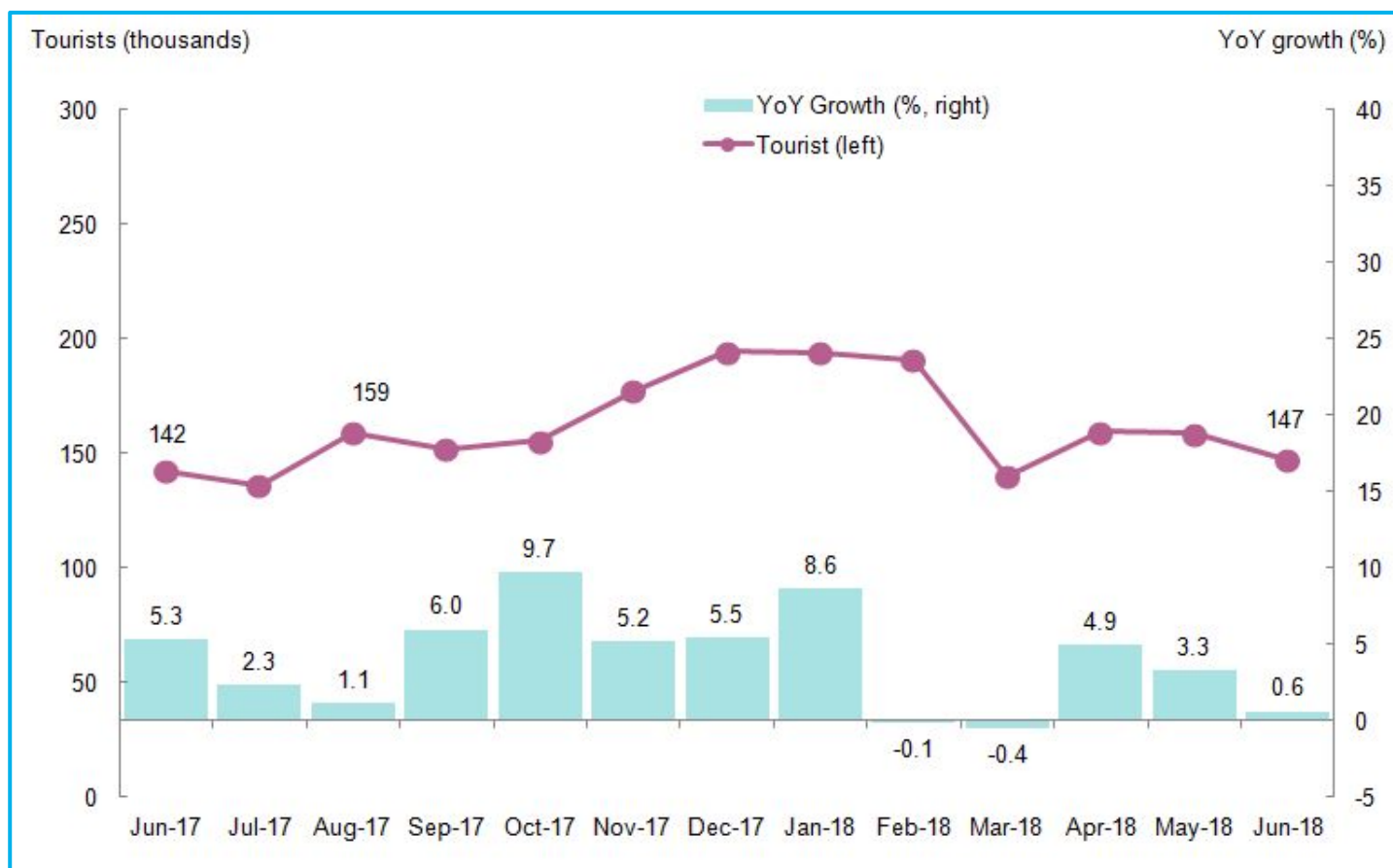
Helena Braunstein, Jonathan Nuñez, Florencia Rocha,
Ailín Simonelli and Federico Zerba



Buenos Aires City

I. INTERNATIONAL TOURISM > EZEIZA AND JORGE NEWBERY

▶ INTERNATIONAL TOURIST ARRIVALS IN BUENOS AIRES AND INTERANNUAL VARIATION (BY %) BY MONTH. JUNE 2017 - JUNE 2018.



TOTAL TOURISTS
136,741
↑0.6%

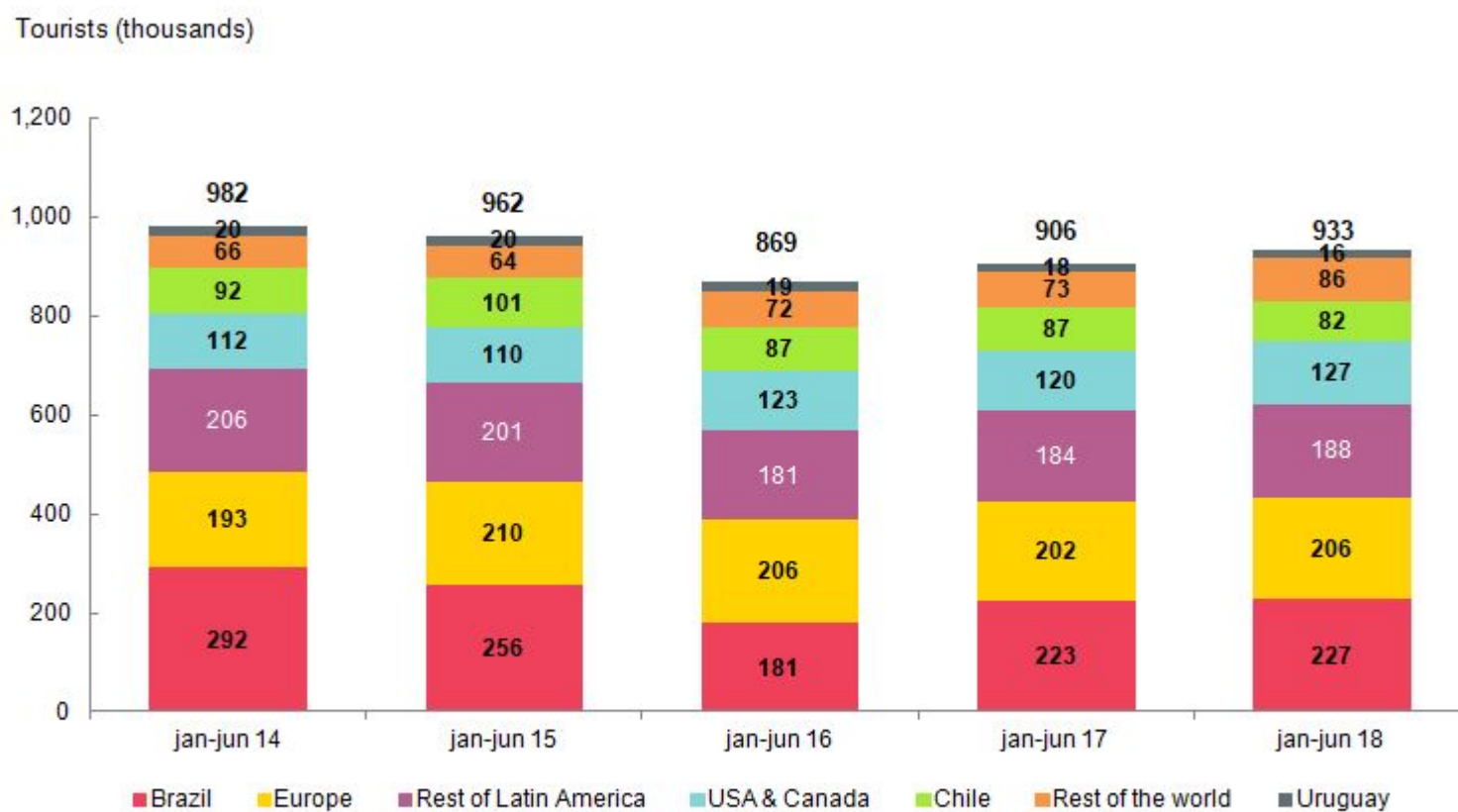
- In June 2018, 136,741 international tourists arrived in Buenos Aires by air (+0.6%). This World Cup month saw increases in arrivals from the US and Canada (+10%), Rest of the Americas (+12%), and Rest of the World (+12%, with China and Japan as the main markets) and decreases in arrivals from Brazil (-1%), Chile (-6%) and Europe (-8%).

▶ INTERNATIONAL TOURIST ARRIVALS IN BUENOS AIRES BY REGION OF ORIGIN. JUNE 2018.

| Origin | June 2018 | | | January - June 2018 | | |
|-----------------------|----------------|----------------|------------|---------------------|----------------|------------|
| | Tourists | YoY growth (%) | Share (%) | Tourists | YoY growth (%) | Share (%) |
| Brazil | 47,744 | -1.3 | 35 | 227,046 | 2.0 | 24 |
| Chile | 12,539 | -6.3 | 9 | 82,227 | -5.3 | 9 |
| Uruguay | 2,585 | -39.0 | 2 | 15,817 | -11.0 | 2 |
| USA & Canada | 15,101 | 10.2 | 11 | 127,459 | 6.3 | 14 |
| Rest of Latin America | 29,397 | 11.9 | 21 | 187,936 | 2.0 | 20 |
| Europe | 19,096 | -8.3 | 14 | 206,226 | 2.1 | 22 |
| Rest of the world | 10,279 | 12.4 | 8 | 86,389 | 19.1 | 9 |
| TOTAL | 136,741 | 0.6 | 100 | 933,100 | 3.0 | 100 |

- The **balance of the first half of 2018** was positive with **933,000** international tourist arrivals **by air** (+3% i.a., equivalent to 27,000 more visitors.) The biggest growth was in arrivals from the **US and Canada** (+6%), **Brazil** (+2%), **Europe** (+2%, particularly the UK and France).
- The period from January to June 2018 saw **8.5 million overnight stays** (1.3%).
- In the first half, international tourists spent US\$ 842 million (+1% i.a.). The average spend per trip was US\$ 902 (-2% i.a.), slightly down on the first half of 2017.

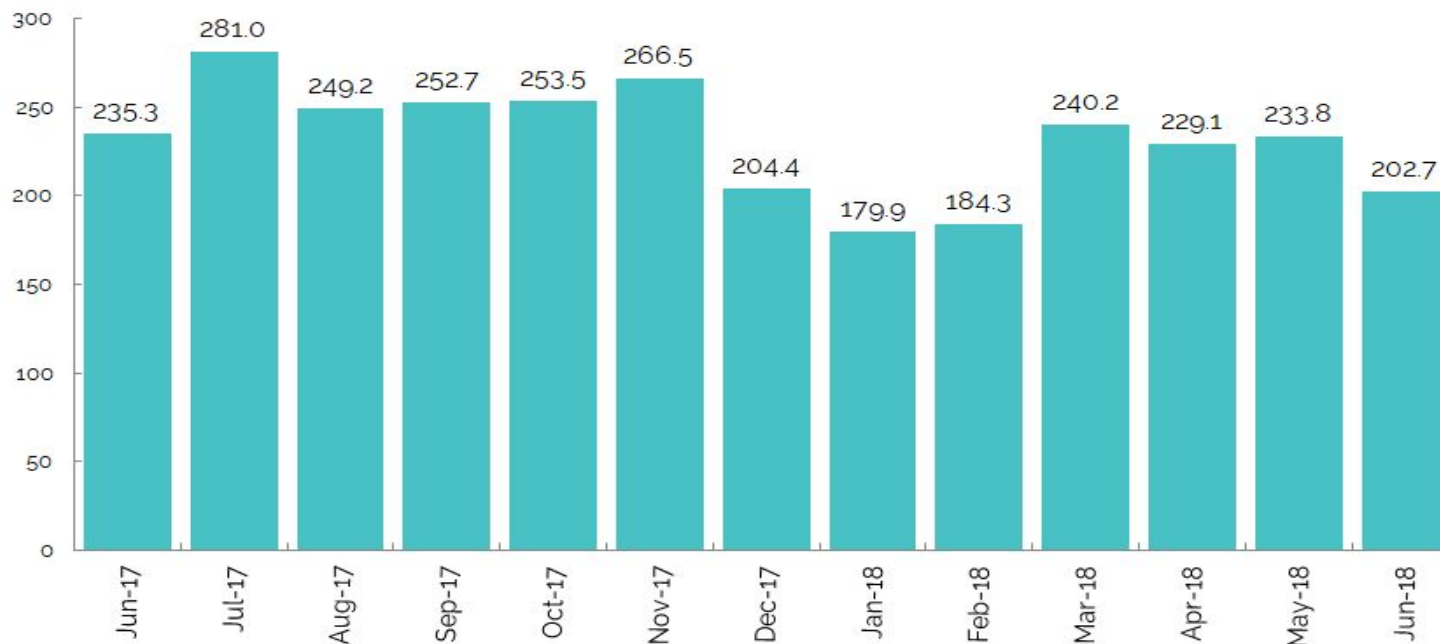
► **INTERNATIONAL TOURIST ARRIVALS IN BUENOS AIRES, BY REGION.
JAN-JUNE 2014 to JAN-JUNE 2018**



II. NATIONAL TOURISM IN HOTELS

► ARGENTINE TOURIST HOTEL STAYS. JUNE 2017 - JUNE 2018

Tourists in hotels (thousands)



TOTAL TOURISTS
IN HOTELS
202,726
↓ **13.8%**

- In June, 203,000 Argentine tourists stayed in hotels in Buenos Aires (-13.8% i.a.). The decrease in Argentine visitors to the capital city is likely to be due to the World Cup and local economic factors.
- The total number of overnight stays by Argentine tourists was 430,000 (-17.7%).
- The occupancy rate for hotel rooms in Buenos Aires was 52%, (-5 percentage points against June 2017).

► ARGENTINE TOURIST HOTEL STAYS. JUNE 2012 - JUNE 2018

Tourists in hotels (thousands)

