

Monthly Report on Tourism in Buenos Aires City

February I 2018

BUENOS AIRES CITY TOURIST BOARD

President

Gonzalo Robredo

Director of Market Intelligence and Observatory

Federico Esper

Head of Market Intelligence and Big Data

Matías Belacín

Analysis, content and data mining

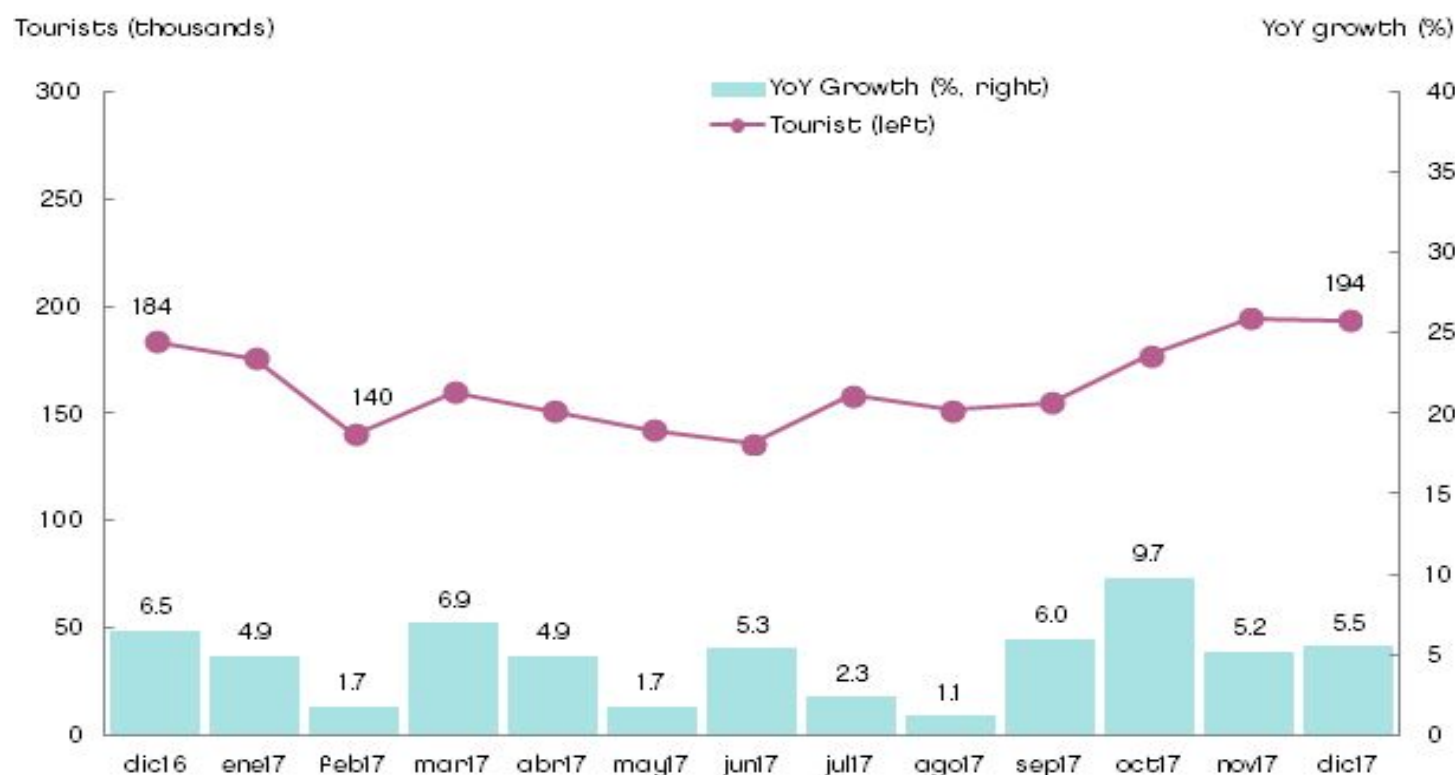
Helena Braunstein, Jonathan Nuñez, Florencia Rocha,
Ailín Simonelli and Federico Zerba



Buenos Aires City

I. INTERNATIONAL TOURISM > EZEIZA AND JORGE NEWBERY

► INTERNATIONAL TOURIST ARRIVALS IN BUENOS AIRES AND INTERANNUAL VARIATION (BY %) BY MONTH. DEC 2016 - DEC 2017.



TOTAL TOURISTS
155,361
↑6%

- In December 2017, 193,800 international tourists arrived in Buenos Aires, via Ezeiza and Jorge Newbery airports (+5.5% interannual), marking 17 months of consecutive growth.

- In December, Brazil (+17.5%), the United States and Canada (+5%) and Uruguay (+4.4%) were the stand-out markets.

► INTERNATIONAL TOURIST ARRIVALS IN BUENOS AIRES, BY REGION OF ORIGIN. DECEMBER 2017.

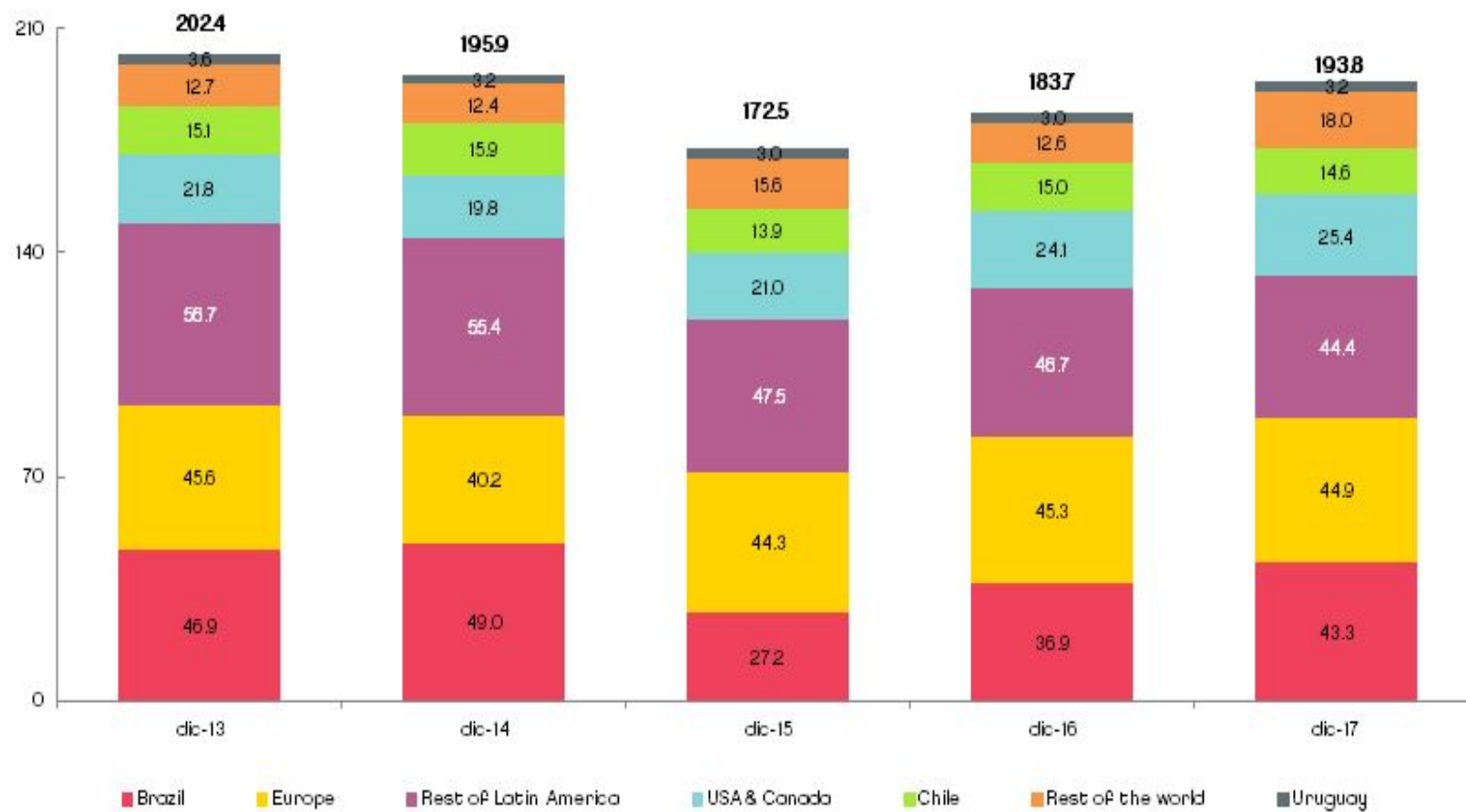
Origin	December 2017			January - December 2017		
	Tourists	YoY growth (%)	Share (%)	Tourists	YoY growth (%)	Share (%)
Brazil	43,282	17.4	22.3	537,786	15.6	27.8
Chile	14,580	-3.0	7.5	186,962	0.1	9.7
Uruguay	3,178	4.4	1.6	39,358	2.5	2.0
USA & Canada	25,355	5.0	13.1	233,949	1.8	12.1
Rest of Latin America	44,430	-4.9	22.9	407,711	3.0	21.0
Europe	44,925	-0.9	23.2	384,149	-1.3	19.8
Rest of the world	18,044	43.0	9.3	147,412	1.2	7.6
TOTAL	193,794	5.5	100.00	1,937,327	4.7	100.00

- Between January and December 2017, 1.93 million international tourists arrived in Buenos Aires by air (+4.7% interannual), 86,600 more than over the same period in 2016.

- In this way, 2017 closed with very positive numbers, the Brazilian market standing out with a 16% increase. The rest of the Latin America region also saw very positive development.

► **INTERNATIONAL TOURIST ARRIVALS IN BUENOS AIRES, BY REGION.
JANUARY-NOVEMBER 2013 - 2017**

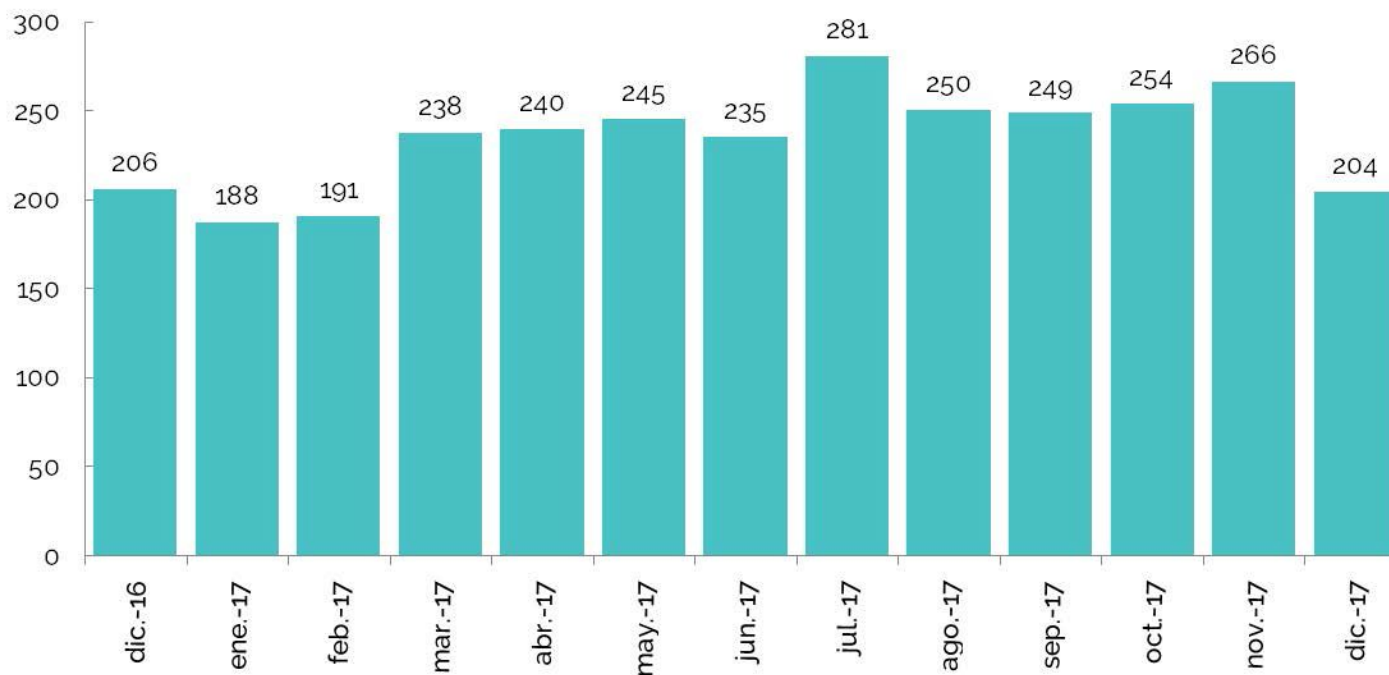
Tourists (thousands)



II. NATIONAL TOURISM IN HOTELS

▶ ARGENTINE TOURIST HOTEL STAYS. NOVEMBER 2016 - NOVEMBER 2017

Thousands of tourists



TOTAL TOURISTS
IN HOTELS
204,379
↓ 0,8%

- In December, 204,300 Argentine tourists stayed in hotels in Buenos Aires (-0.8% i.a).
- In 2017*, 2.8 million national tourists stayed in hotels in the city (+4.2% i.a.), the highest number since 2005.
- In December, the rate of room occupation was 57% (+2.5 percentage points against December 2016). Average hotel occupation for 2017 was 59%, the highest in 6 years.

▶ ARGENTINE TOURIST HOTEL STAYS. 2011 - 2017

Tourists in hotels (millions)

