

Monthly Report on Tourism in Buenos Aires City

DECEMBER I 2018

BUENOS AIRES CITY TOURIST BOARD

President

Gonzalo Robredo

Director of Market Intelligence and Observatory

Federico Esper

Head of Market Intelligence and Big Data

Federico Zerba

Analysis, content and data mining

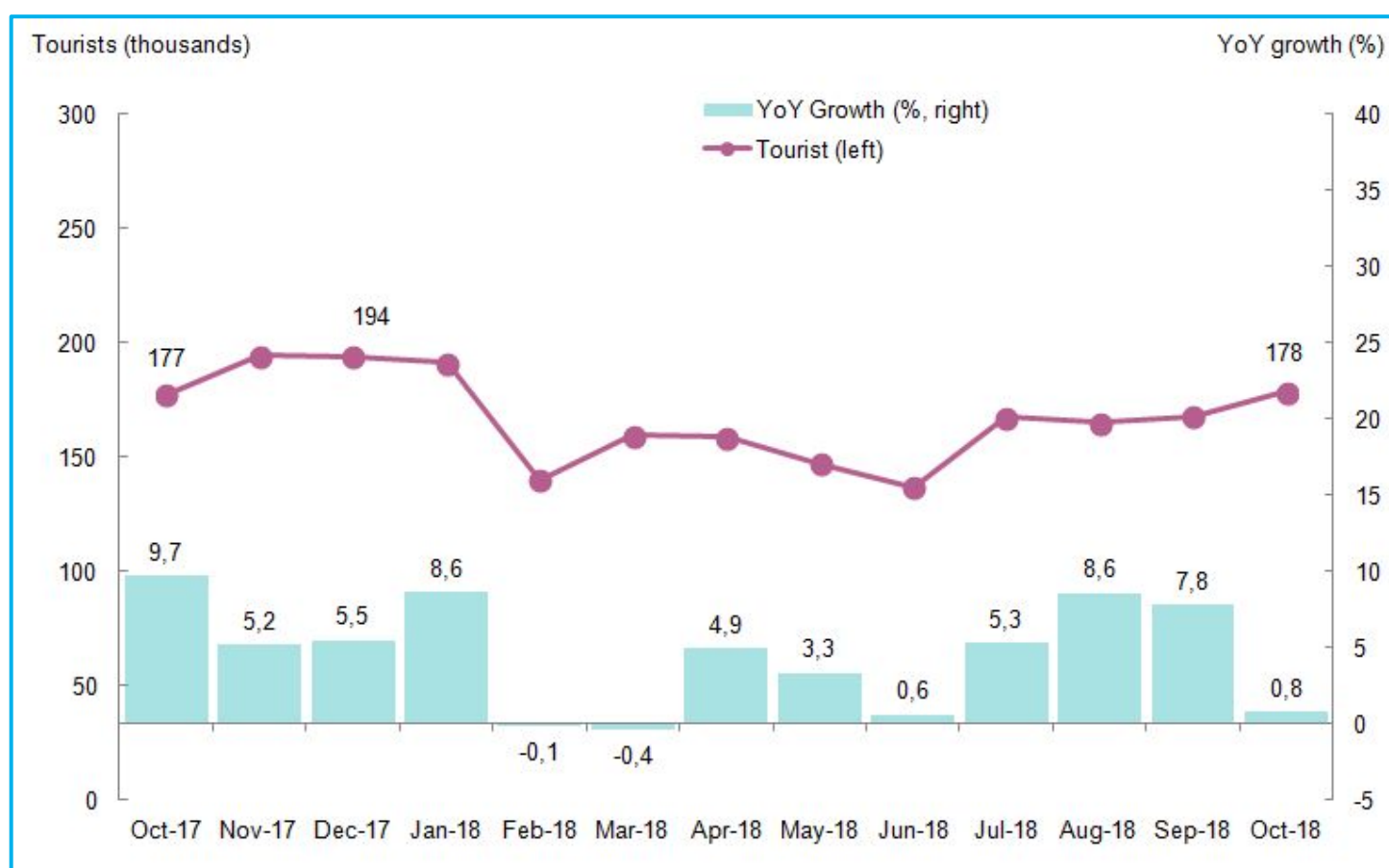
Helena Braunstein, Jonathan Nuñez,
Florescia Rocha and Ailín Simonelli



Buenos Aires City

I. INTERNATIONAL TOURISM > EZEIZA AND JORGE NEWBERY

▶ INTERNATIONAL TOURIST ARRIVALS IN BUENOS AIRES AND INTERANNUAL VARIATION (BY %) BY MONTH. OCTOBER 2017 - OCTOBER 2018.



TOTAL TOURISTS
178,442
↑0.8%

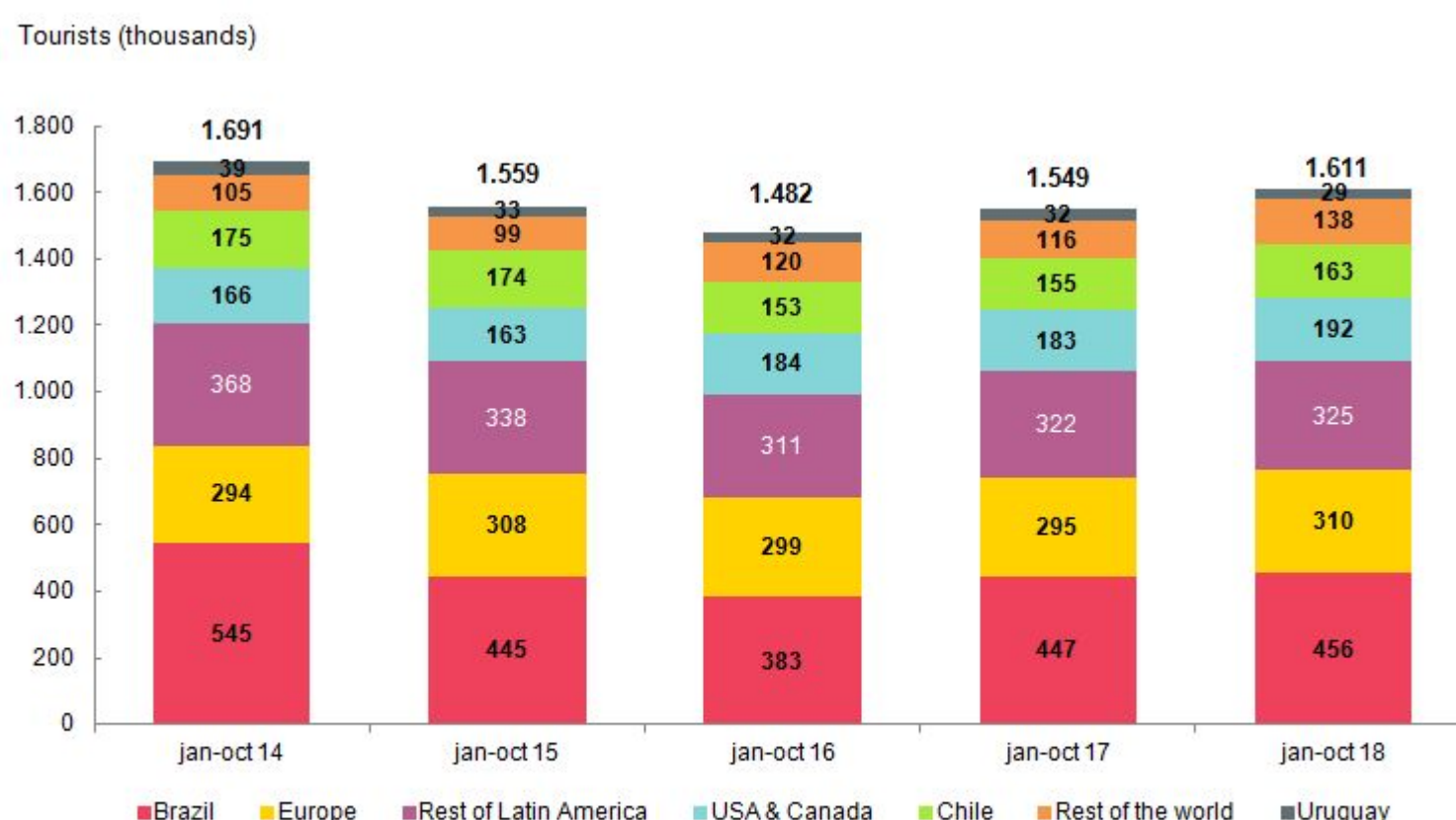
- In October 2018, 178,442 international tourists arrived in Buenos Aires by air (+0.8%), making it the seventh consecutive month of interannual growth. A significant proportion of the rise came from Chile (+11.6%) and Rest of the World (+18%). The distant markets most notable were China, Japan, Australia and New Zealand.

▶ INTERNATIONAL TOURIST ARRIVALS IN BUENOS AIRES BY REGION OF ORIGIN. OCTOBER 2018.

Origin	October 2018			January - October 2018		
	Tourists	YoY growth (%)	Share (%)	Tourists	YoY growth (%)	Share (%)
Brazil	51.199	-5,4	29	456.116	2,1	28
Chile	21.715	11,6	12	162.637	5,1	10
Uruguay	3.545	-13,0	2	28.599	-11,3	2
USA & Canada	16.941	5,6	9	191.846	4,8	12
Rest of Latin America	38.303	-3,1	21	324.787	0,9	20
Europe	29.837	1,1	17	309.548	5,1	19
Rest of the world	16.902	18,0	9	137.811	19,2	9
TOTAL	178.442	0,8	100	1.611.344	4,0	100

- Over the **first ten months of the year**, international arrivals by air totalled **1.6 million**, up **4%** on the same period in 2017.
- The markets leading the upturn are **Rest of the World** market led the increase with 22,400 more tourists, or +19.2% i.a., particularly from China, Japan and Australia, followed by **Europe** (15,000 more visitors; +5.1%), **Brazil** (up by 9,000 visitors, or +2.1%) and the **US and Canada** (8,700 additional visitors).
- From January to October, overnight stays totalled 15.2 million (+7.8%, or one million more nights.)

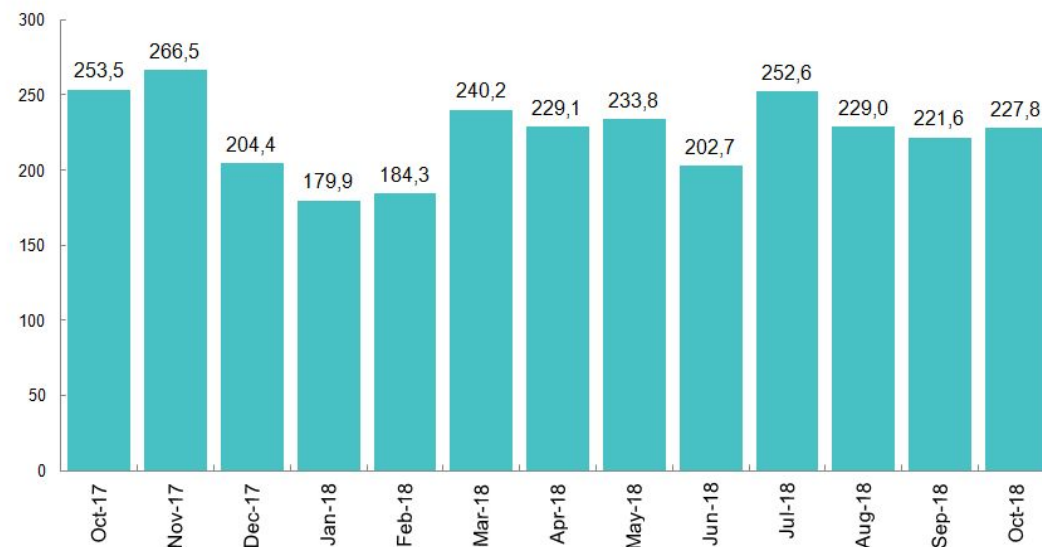
► **INTERNATIONAL TOURIST ARRIVALS IN BUENOS AIRES, BY REGION.
JAN - OCT 2014 to JAN - OCT 2018**



II. NATIONAL TOURISM IN HOTELS

► ARGENTINE TOURIST HOTEL STAYS. OCTOBER 2017 - OCTOBER 2018

Tourists in hotels (thousands)



TOTAL TOURISTS
IN HOTELS

227,833

↓9.8%

- In October, 227,833 Argentine tourists stayed in hotels in Buenos Aires (-9.8% i.a.) against a background of a drop in purchasing power and a slowdown in economic activity.
- The total number of overnight stays by Argentine tourists was 485,400 (-13.8%).
- The occupancy rate for hotel rooms in Buenos Aires was 65.7%, (-0.6 percentage points against August 2017).

► ARGENTINE TOURIST HOTEL STAYS. OCTOBER 2012 - OCTOBER 2018

Tourists in hotels (thousands)

