

Monthly Report on Tourism in Buenos Aires City

OCTOBER | 2018

BUENOS AIRES CITY TOURIST BOARD

President

Gonzalo Robredo

Director of Market Intelligence and Observatory

Federico Esper

Head of Market Intelligence and Big Data

Federico Zerba

Analysis, content and data mining

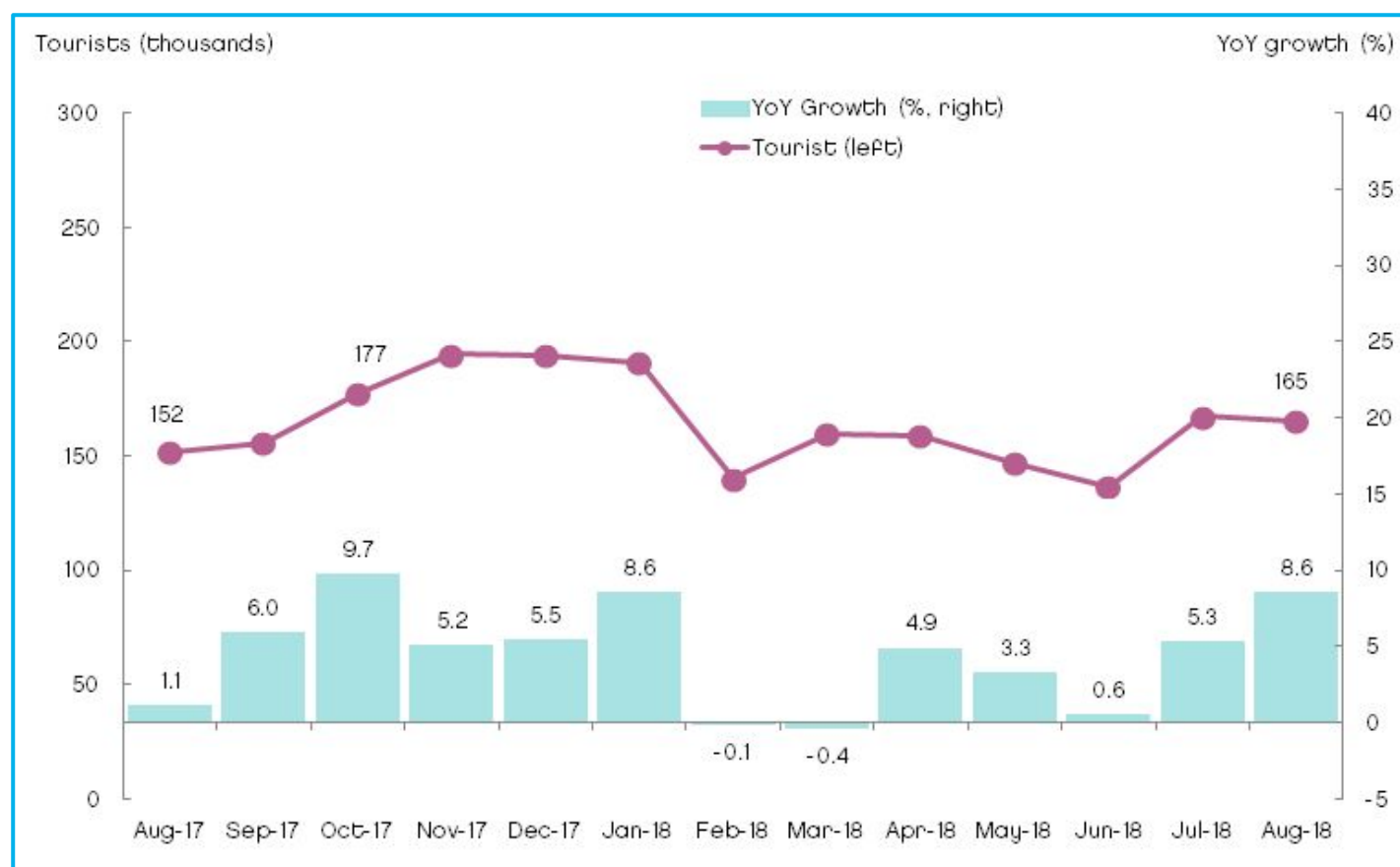
Helena Braunstein, Jonathan Nuñez,
Florescia Rocha and Ailín Simonelli



Buenos Aires City

I. INTERNATIONAL TOURISM > EZEIZA AND JORGE NEWBERY

▶ INTERNATIONAL TOURIST ARRIVALS IN BUENOS AIRES AND INTERANNUAL VARIATION (BY %) BY MONTH. AUGUST 2017 - AUGUST 2018.



TOTAL TOURISTS
164,978
↑8.6%

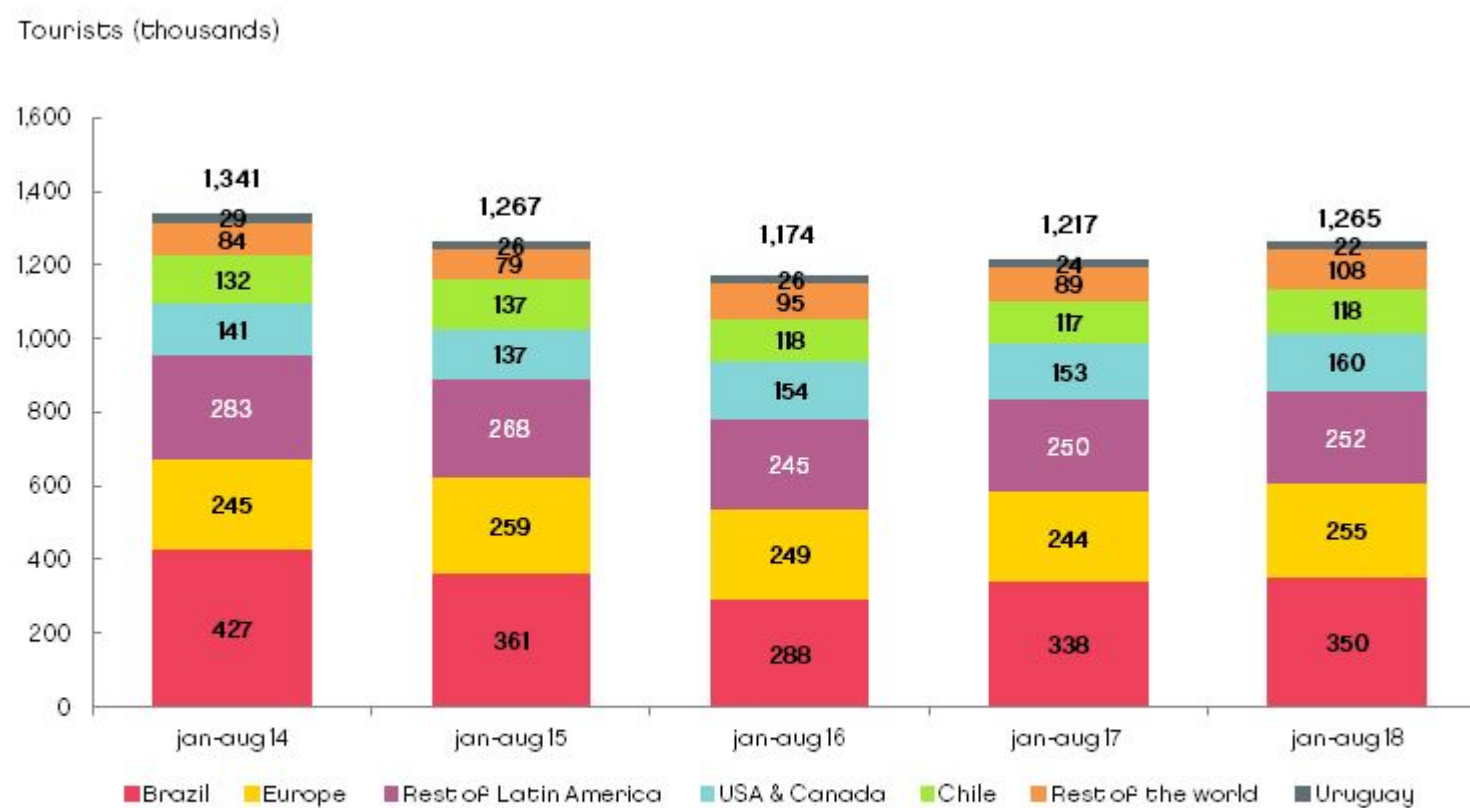
- In August 2018, 164,978 international tourists arrived in Buenos Aires by air (+8.6%), representing the largest interannual increase of the year so far. The rise came from a recovery in visitor numbers from Brazil (+14.6%, following 4 consecutive months of decline), and the strong performance of Europe (+14.1%), Chile (13.1%) and Rest of the World (+10.9%).

▶ INTERNATIONAL TOURIST ARRIVALS IN BUENOS AIRES BY REGION OF ORIGIN. AUGUST 2018.

Origin	August 2018			January - August 2018		
	Tourists	YoY growth (%)	Share (%)	Tourists	YoY growth (%)	Share (%)
Brazil	57,048	14.6	35	349,961	3.4	28
Chile	17,037	13.1	10	118,466	0.9	9
Uruguay	3,610	-0.2	2	22,130	-9.2	2
USA & Canada	17,064	-1.2	10	159,892	4.4	13
Rest of Latin America	32,707	-1.1	20	251,733	0.7	20
Europe	26,024	14.1	16	255,196	4.6	20
Rest of the world	11,488	10.9	7	108,020	21.0	9
TOTAL	164,978	8.6	100	1,265,398	4.0	100

- All markets for international tourism to Buenos Aires, with the exception of Uruguay, closed the **first 8 months of the year** with positive growth. More than **1.3 million** tourists visited the city, **4% more** than in the same period of 2017.
- Growth in the period was **led particularly by growth in the Rest of the World market** (18,700 more tourists, or +21% i.a., with China and Japan standing out), **Brazil** (11,500 more, or + 3.4%, and **Europe** (11,200 or +4.6%).
- From January to August, overnight stays totalled 12.3 million (+3.9%, or 400,000 more nights.) Growth was led by tourists from **Rest of World** (17,600 more, +22% i.a.), **Europe** (+6%, equivalent to 690,000 more stays).

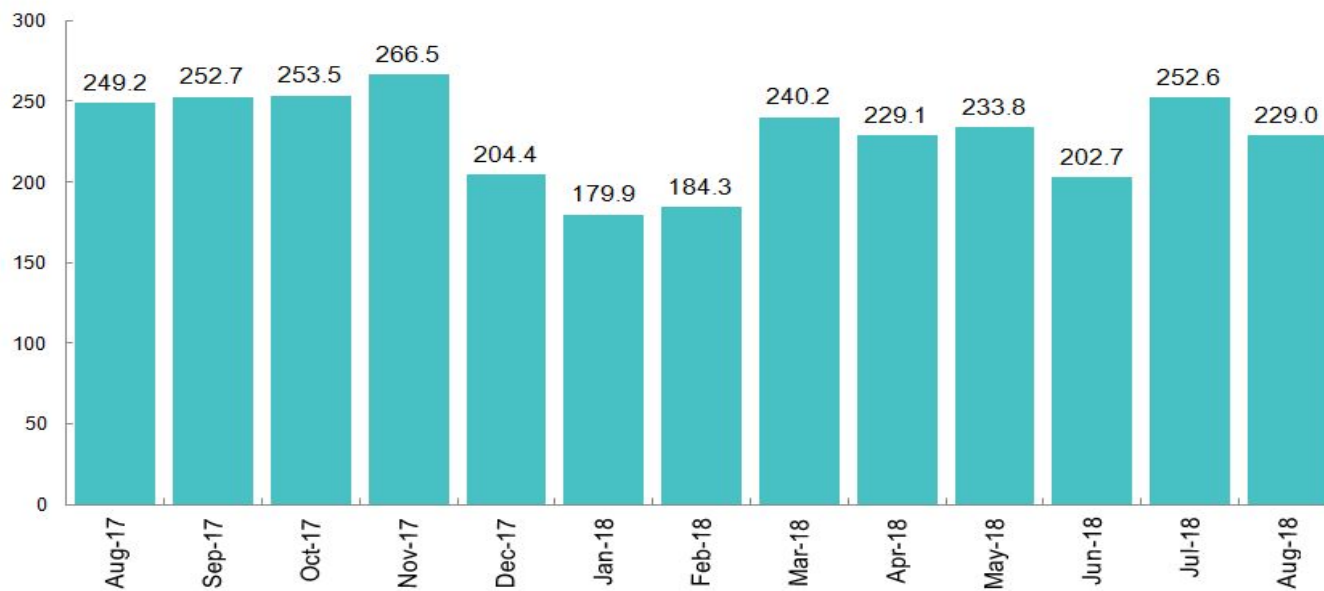
► **INTERNATIONAL TOURIST ARRIVALS IN BUENOS AIRES, BY REGION.
JAN - AUG 2014 to JAN - AUG 2018**



II. NATIONAL TOURISM IN HOTELS

▶ ARGENTINE TOURIST HOTEL STAYS. AUGUST 2017 - AUGUST 2018

Tourists in hotels (thousands)



TOTAL TOURISTS
IN HOTELS

229,032

↓ 8.1%

- In August, 229,032 Argentine tourists stayed in hotels in Buenos Aires (-8.1% i.a.), marking five consecutive months of decline owing to a decrease in purchasing power of local salaries.
- The total number of overnight stays by Argentine tourists was 499,500 (-7.7%).
- The occupancy rate for hotel rooms in Buenos Aires was 58%, (-0.8 percentage points against August 2017).

▶ ARGENTINE TOURIST HOTEL STAYS. AUGUST 2012 - AUGUST 2018

Tourists in hotels (thousands)

