

# Monthly Report on Tourism in the City of Buenos Aires

## January | 2018

### BUENOS AIRES CITY TOURIST BOARD

**President**

Gonzalo Robredo

**Director of Market Intelligence and Observatory**

Federico Esper

**Head of Market Intelligence and Big Data**

Matías Belacín

**Analysis, content and data mining**

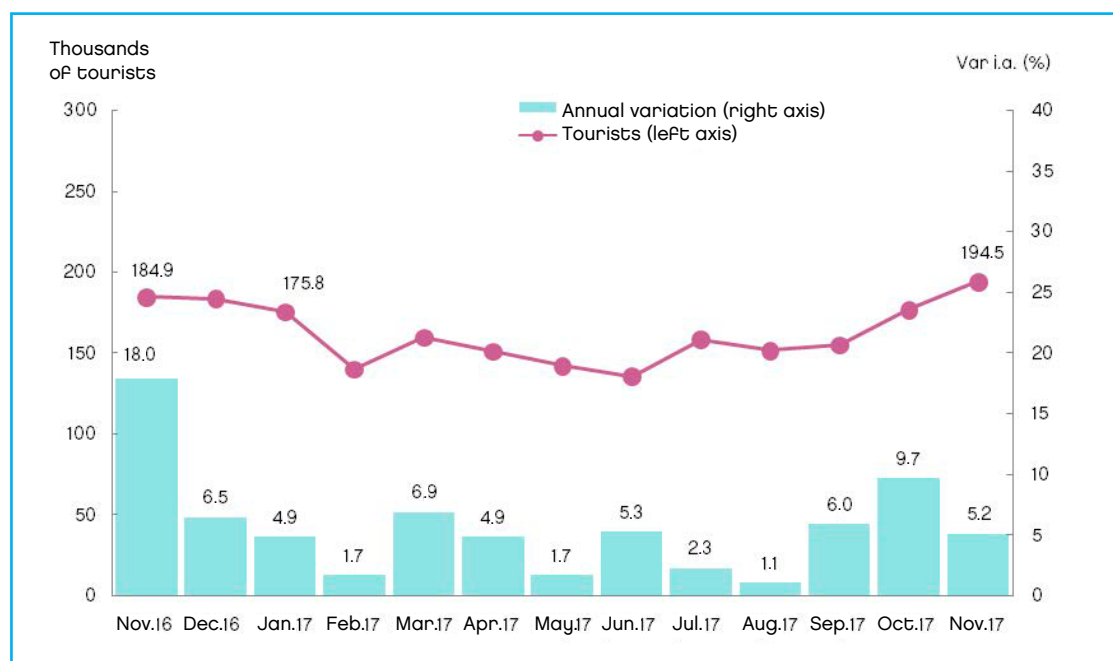
Helena Braunstein, Jonathan Nuñez, Florencia Rocha,  
Ailín Simonelli y Federico Zerba



**Buenos Aires City**

# I. INTERNATIONAL TOURISM (EZEIZA AND AEROPARQUE)

## ► INTERNATIONAL TOURIST ARRIVALS IN BUENOS AIRES AND INTERANNUAL VARIATION (BY %) BY MONTH. NOV 2016 - NOV 2017.



TOTAL OF TOURISTS  
**194,464**  
**↑ 5.2%**

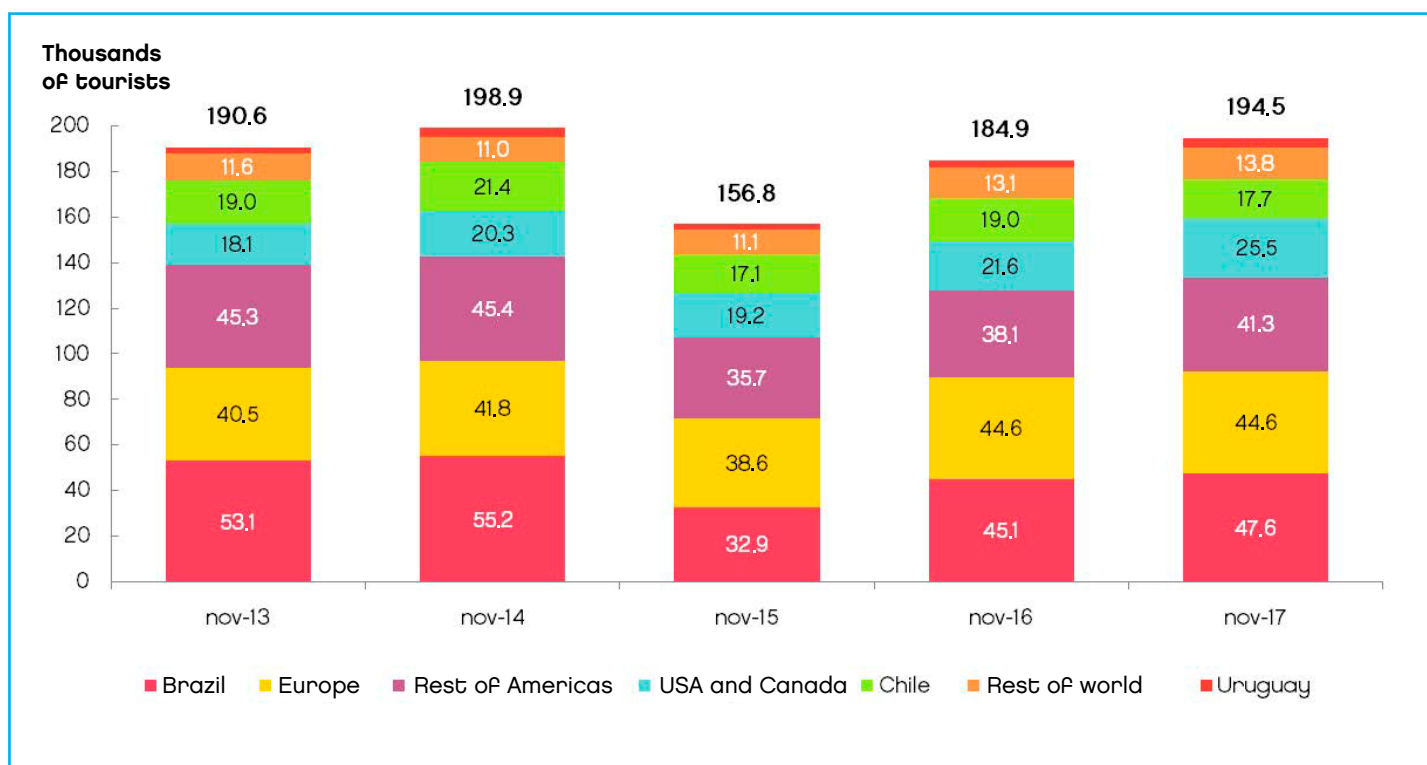
- In November 2017, **194,400 international tourists (+5.2% interannual)** arrived in Buenos Aires, marking **16 months of consecutive growth**.
- The increase in this month was boosted by the number of tourists choosing Buenos Aires as their only destination in Argentina (+9.6% interannual)
- Brazil and the United States were the biggest markets. While our neighbouring country grew 5.5% interannual, the US grew 18.4%, after two months of decreases.

## ► INTERNATIONAL TOURIST ARRIVALS IN BUENOS AIRES, BY REGION OF ORIGIN. NOVEMBER 2017.

Region of origin	Noviembre 2017			January-November 2017		
	Tourists	Annual Var. (%)	% of Tourists	Tourists	Annual Var. (%)	% of Tourists
Brazil	47,622	5.5	24.5	494,504	15.5	28.4
Chile	17,686	-6.8	9.1	172,382	0.3	9.9
Uruguay	3,946	13.4	2.0	36,180	2.3	2.1
USA and Canada	25,523	18.4	13.1	208,594	1.5	12.0
Rest of Americas	41,291	8.5	21.2	363,281	4.1	20.8
Europe	44,625	0.1	22.9	339,224	-1.4	19.5
Rest of world	13,771	4.8	7.1	129,368	-2.4	7.4
<b>TOTAL</b>	<b>194,464</b>	<b>5.2</b>	<b>100.0</b>	<b>1,743,533</b>	<b>4.6</b>	<b>100.0</b>

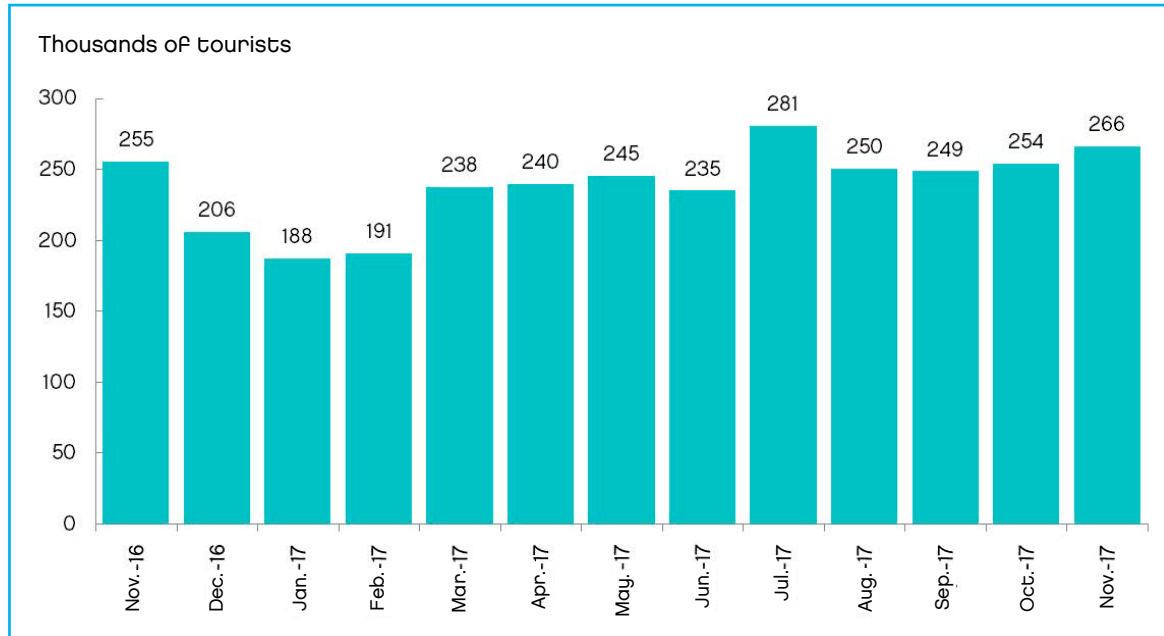
- **Between January and November 2017, 1.74 million international tourists** arrived in Buenos Aires by air **(+4.6% interannual)**, 76,500 more than over the same period in 2016.
- Accumulated, **Brazil saw a 15.5% increase** - 66,254 more tourists - Followed by the rest of the American continent (4.1% interannual), while **Europe saw a slight decrease (-1.4%)**.

► **INTERNATIONAL TOURIST ARRIVALS IN BUENOS AIRES, BY REGION.  
JANUARY-NOVEMBER 2013 - 2017**



## II. NATIONAL TOURISM IN HOTELS

### ► ARGENTINE TOURIST HOTEL STAYS. NOVEMBER 2016 - NOVEMBER 2017



**266,461**  
**↑ 4.3%**  
TOTAL TOURISTS  
IN HOTELS

- With **266,461 Argentine tourists** staying in hotels (+4.3%), November was the second highest month of the year, after July, for hotel stays in Buenos Aires, and saw the highest number of stays for **November in the last ten years**.

- In the period **January-November 2017**, **2,637,420** national tourists stayed **in hotels** in the city (+4.6%), making the first 11 months of the year the best since 2007.

### ► ARGENTINE TOURIST HOTEL STAYS. NOVEMBER 2011 - NOVEMBER 2017

